


Asbestos Survey Report



Client **Gloucestershire County Council**
Site Ref **Ceiling Tiles Only**
Address **Stroud Library
Spiritualist Church
Nursery Room
Lansdown
Stroud
Gloucestershire**
Report Date **3 November 2005**
Report Issue Date **23 November 2005**
Report Reference **CWE/KT/GCC/SCN/031105**
Survey Type **2**



*Asbestos
Consultancy Practice*

This report and its contents therein, form the opinions and results of CWE Services Limited. All aspects of the production of this report have been done in strict adherence to documented in-house procedures (QSD/P/R/JUNE/01) and to the current MDHS 100 methodology. The content of this report may not be amended or altered in any manner by a third party without the express prior consent of CWE Services Limited. Any further duplication of this survey must be done in its entirety. All relevant liabilities (actual, assumed or otherwise), under such circumstances will be withdrawn forthwith.

Please note CWE Services Limited cannot be held responsible for the way in which the client may interpret or act upon the results of this report.



CWE Services Limited
Unit 1
Damery Works
Woodford
Berkeley
Gloucestershire
GL13 9JR

Tel: 0871 2000 900
Fax: 0871 2000 902
enquiries@cwegroup.co.uk
© Copyright 2004 CWE Services Ltd



156

Section A

Client	Gloucestershire County Council
Site Ref	N/A
Address	Stroud Library, Spiritualist Church Nursery Room, Lansdown, Stroud, Gloucestershire
Report Date	3 November 2005
Report Reference	CWE/KT/GCC/SCN/031105

Contents

SECTION A	
1	Cover Sheet..... 1
2	Contents..... 2
3	Report Details..... 3
4	Introduction..... 4
5	Survey Type..... 5
6	Survey Methodology..... 6
7	Limitations Of The Survey..... 7
8	Risk Assessment..... 10
9	Recommendations..... 13
10	Duty To Manage Asbestos..... 15
SECTION B	Survey Summary..... 16
SECTION C	Asbestos Register..... 17
SECTION D	Site Plans..... 20
SECTION E	Certificate Of Analysis& Air Monitoring Certificates..... 21
APPENDIX A	CWE (Inspection body) Accreditation Certificate..... 23



CWE Services Limited
Unit 1
Damery Works
Woodford
Berkeley
Gloucestershire
GL13 9JR

Tel: 0871 2000 900
Fax: 0871 2000 902
enquiries@cwegroup.co.uk
© Copyright 2004 CWE Services Ltd



Section A

Client	Gloucestershire County Council
Site Ref	N/A
Address	Stroud Library, Spiritualist Church Nursery Room, Lansdown, Stroud, Gloucestershire
Report Date	3 November 2005
Report Reference	CWE/KT/GCC/SCN/031105

Report Details

Site Address	Stroud Library, Spiritualist Church Nursery Room, Lansdown, Stroud, Gloucestershire
Client	Gloucestershire County Council
Client Contact	Mr R Barnes
Client Address	Gloucestershire County Council
Client Ref	N/A
Survey Date	3 November 2005
Report Reference	CWE/KT/GCC/SCN/031105
Survey Carried Out By	Mr Kevin Thomas
Analytical Laboratory	Asbestos Consultants to the Environment Ltd - Bulk Sample Analysis
Report Issue Date	23 November 2005

Document Prepared by

Deputy Technical Manager **T Ashley-King Bsc (Hons)**

Document QA checked by

Quality Assurance Manager **A Attarid**



CWE Services Limited
Unit 1
Damery Works
Woodford
Berkeley
Gloucestershire
GL13 9JR

Tel: 0871 2000 900
Fax: 0871 2000 902
enquiries@cwegroup.co.uk
© Copyright 2004 CWE Services Ltd



Section A

Client	Gloucestershire County Council
Site Ref	N/A
Address	Stroud Library, Spiritualist Church Nursery Room, Lansdown, Stroud, Gloucestershire
Report Date	3 November 2005
Report Reference	CWE/KT/GCC/SCN/031105

Introduction

This report details the findings of an asbestos survey commissioned by the client. The main aim and objectives of the survey were as follows:

- To identify areas where asbestos is present
- To identify the type and extent of asbestos material where present
- To assess the state of repair and condition of asbestos containing materials in order to provide a material risk assessment

Unless otherwise stated the survey was conducted in order to enable compliance with regulation 4 of the Control of Asbestos at Work Regulations 2002. All work was conducted with strict adherence to documented in-house procedures (QSD/P/R/JUNE/01), the current MDHS 100 methodology, together with our standard terms and conditions.

The scope of work requested was limited to the areas identified by the client.

A written report, including recommendations and photographic data, has been submitted by Surveying Consultant/s of CWE Services Limited.

Where the client made site plans available for this survey we have, where possible, incorporated them into this report. Where site plans were not made available by the client for this survey, CWE have produced outline plans of the areas surveyed for the purposes of this report.

This report only relates to the situation on the day of the site visit and cannot take into account subsequent changes in circumstances.

Site Details

- A Building type**
Church Hall
- B Approx age of construction**
-
- C Number of floors / levels**
2
- D Building construction type**
Block

Please note: The information detailed in items B & D have been supplied by the client or clients representative. CWE cannot take responsibility for inaccuracies of the supplied information



CWE Services Limited
Unit 1
Damery Works
Woodford
Berkeley
Gloucestershire
GL13 9JR

Tel: 0871 2000 900
Fax: 0871 2000 902
enquiries@cwegroup.co.uk
© Copyright 2004 CWE Services Ltd



Section A

Client	Gloucestershire County Council
Site Ref	N/A
Address	Stroud Library, Spiritualist Church Nursery Room, Lansdown, Stroud, Gloucestershire
Report Date	3 November 2005
Report Reference	CWE/KT/GCC/SCN/031105

Survey Type

The nature of this survey was of an inspection at accessible locations, as stated in the guidelines produced by the Health and Safety Executive, MDHS 100, "Surveying, sampling and assessment of asbestos-containing materials". A summary of these is available below.

The survey type conducted, forming this report, is indicated by the tick in the appropriate box in the section below.

Survey Type	Survey Scope
Type 1 Location and assessment survey (presumptive survey)	The purpose of the Type 1 survey is to locate the presence, extent and condition of suspect ACMs within a building. The survey defers the need to sample suspect ACMs until a later time (e.g. prior to demolition or major refurbishment). The Duty Holder bears the potential additional cost for the management of some non-asbestos containing materials presumed to contain asbestos. All areas should be accessed as far as reasonably practicable or must be presumed to contain asbestos. Any materials that can reasonably be expected to contain asbestos must be strongly presumed to contain asbestos. All other materials where expectations of their asbestos content may be lower will be presumed to contain asbestos. All presumed and strongly presumed items must be assessed, treated as containing asbestos and reviewed accordingly.
✓ Type 2 Standard Sampling, Identification and Assessment Survey (sampling survey)	The purpose and procedures used in this survey are the same as for Type 1, except that representative samples are collected and analysed for the presence of asbestos. Samples from each type of suspect ACM found are collected and analysed to confirm or refute the Surveyor's judgment. If the material sampled is found to contain asbestos, other similar homogeneous materials used in the same way in the building can be strongly presumed to contain asbestos. Less homogeneous materials will require a greater number of samples. The number should be sufficient for the surveyor to make an assessment of whether asbestos is or is not present. Sampling may take place simultaneously with the survey or, as in the case of some larger surveys, can be carried out as a separate exercise after the Type 1 survey is completed.
Type 3 Comprehensive Access Sampling and Identification Survey (pre-demolition / major refurbishment Surveys)	This type of survey is used to locate and describe, as far as reasonably practicable, all ACMs in the building and may involve destructive inspection, as necessary, to gain access to all areas, including those that may be difficult to reach. A comprehensive sampling programme is undertaken to identify possible ACMs and estimates of the volume and surface area of ACMs made. The survey is designed to be used as a basis for tendering the removal of ACMs from the building prior to demolition or major refurbishment so <u>the survey does not assess the condition of the asbestos</u> , other than to note areas of damage or where additional asbestos debris may be expected to be present.



CWE Services Limited
Unit 1
Damery Works
Woodford
Berkeley
Gloucestershire
GL13 9JR

Tel: 0871 2000 900
Fax: 0871 2000 902
enquiries@cwegroup.co.uk
© Copyright 2004 CWE Services Ltd



Survey Methodology

The survey methodology is indicated by the tick in the appropriate box next to the survey type.

Survey Type	Survey Scope
Type 1 Location and assessment survey (presumptive survey)	All accessible areas within the site as indicated by the client have been inspected in order to determine the presence of asbestos containing materials. The Surveyor(s) have accomplished all tasks necessary to identify asbestos containing materials as far as is reasonably practicable. The inspection included, but was not necessarily limited to, the following: <ul style="list-style-type: none"> ○ A thorough on-site visual inspection. During the inspection, the Surveyor(s) identified and quantified suspected ACMs. ○ All areas of homogenous material have been identified, based upon previous experience of laboratory bulk analysis results. ○ Identified all locations where ACMs may be present but cannot be inspected, with the reason it could not be inspected. ○ Completing a Survey Summary Form of suspect ACMs, whether later proven to contain asbestos or not.
✓ Type 2 Standard Sampling, Identification and Assessment Survey (sampling survey)	The survey methodology for this type of survey is as above, together with the following: <ul style="list-style-type: none"> ○ Where the Surveyor(s) suspected a material containing asbestos, a sample was taken for analysis. ○ The samples were chosen as being representative of the material under investigation. ○ All sampling was undertaken following the HSE guidance note MDHS 100, causing the minimum possible disruption and potential risk to the health of building occupants and visitors. ○ All bulk sample analysis, swab sample analysis and air reassurance testing (if applicable) was carried out by a UKAS Accredited laboratory.
Type 3 Comprehensive Access Sampling and Identification Survey (pre-demolition / major refurbishment Surveys)	The survey methodology for this type of survey is as above, together with the following: <ul style="list-style-type: none"> ○ The Surveyor(s) assessed the risk of fibre release before carrying out the survey. ○ Investigation was carried out incorporating the shadow vac technique using an H type vacuum in order to minimise potential fibre release. ○ Where fibre release was assessed to be of sufficiently high risk, a polythene enclosure was erected and suitable PPE utilised.



Section A

Client	Gloucestershire County Council
Site Ref	N/A
Address	Stroud Library, Spiritualist Church Nursery Room, Lansdown, Stroud, Gloucestershire
Report Date	3 November 2005
Report Reference	CWE/KT/GCC/SCN/031105

Limitations of the Survey

General

This report contains findings based upon initial visual inspection during the course of the survey. All reasonable efforts were made to identify the presence of materials containing asbestos within the surveyed areas.

Asbestos is sometimes concealed within the fabric of buildings or within sealed building voids, so it is not always possible to regard the findings in any survey as being definitive. It must always remain a possibility that further asbestos containing materials may be found during any alteration, refurbishment or demolition works.

Areas of reported “**no access**” have attempted to be re-accessed on one further occasion, if the survey duration was of two days or more. No further access attempt has been made for surveys of one day or less. For all types of survey where “**no access**” is reported, outlining the reasons why access was not available indicates that the area specified was not accessible at the time of the survey. The client’s attention is drawn to the possibility that further ACMs may be in the area and consequently caution should be applied. Areas not identified in this report should be considered as **not accessed**. Further investigation may be required to these areas.

Where the Surveyor(s) identified **actual** or **presumed** asbestos containing material, no further inspection behind such material was possible. No account has been made for materials located behind unknown voids and spaces. Should the presumed or identified material be subsequently proven not to contain asbestos following bulk sample analysis, then further inspection work should be conducted at the formal request of the client.

The quantification stated in this report, are based on the Surveyor’s estimates. They are intended to indicate approximate size and volume of asbestos based material and should not be used for contractual purposes alone. A further site visit may be prudent, for estimation/contractual purposes.

Manufactured products containing asbestos have been extremely diverse; therefore responsibility cannot be accepted for any consequential loss or damage resulting from non-recognition of a material, which is later established as having an asbestos content. Certain decorative coatings and plasters may contain very small quantities of asbestos. In situ, these coatings are often composed of different batches of product or may have been repaired or patched at different times. It is, therefore, possible that any “Artex” samples taken may not be representative of the entire coating. Recent research suggests that, in some cases, the fibres may have diameters below 0.1µm. These may not be visible by the optical microscopy method described in HSE publications MDHS 77.



CWE Services Limited
Unit 1
Damery Works
Woodford
Berkeley
Gloucestershire
GL13 9JR

Tel: 0871 2000 900
Fax: 0871 2000 902
enquiries@cwegroup.co.uk
© Copyright 2004 CWE Services Ltd



Section A

Client	Gloucestershire County Council
Site Ref	N/A
Address	Stroud Library, Spiritualist Church Nursery Room, Lansdown, Stroud, Gloucestershire
Report Date	3 November 2005
Report Reference	CWE/KT/GCC/SCN/031105

Specific

Unless specifically requested by the client and agreed by CWE, access to the following have not been achieved.

Heights above 2.5 metres

We have not inspected any areas requiring specialist access equipment other than stepladders. Any requirement for specialist access equipment has been specifically excluded unless requested in writing by the client. Unless stated and agreed by prior arrangement, no access above 2.5 metres has been made. External access to a property has been limited to 2.5 metres from ground level.

Fragile or pitched roof structures

Inspection has not been undertaken on pitched roofs. Flat roofs with little or no edge protection have only been inspected as far as deemed safe. No access has been made closer than 2.5 metres from exposed edges.

Open sewers or drains

Areas such as open sewers or drains that have a known biological hazard, together with the potential for fast flowing water, etc, have not been inspected.

Areas of chemical or biological hazard

Inspection within such areas that have a known chemical or biological hazard have not been inspected, unless at CWE's agreement. Full training and protective equipment is supplied by the client.

Confined spaces or areas of potential hazard

Representative access only has been made to risers, ducts above slab level and boxing, where the anticipated hazard and level of risk from the process of inspection is sufficiently low enough to proceed. We have not reported on concealed spaces, flues, ducts, voids or any similarly enclosed areas, which would have necessitated the use of specialist equipment or tools.

Service ducts with no visible means of access

Inspection has not been undertaken to any service ducts or similar voids that exist within the fabric of the building where the extent or presence is not evident due to inaccessibility or insufficient knowledge of the structure at the time of the survey.

Lift, hoist machinery and open shafts

Lifts, lift shafts, hoists or similar which require the attendance of a specialist engineer have not been inspected without a competent engineer being present. These areas are excluded from the report. The provision and arrangement of such specialist engineers are at the expense of the client. Access within plant, machinery and other similar fixtures and fittings has not been attempted, unless by prior agreement of CWE and the client.



CWE Services Limited
Unit 1
Damery Works
Woodford
Berkeley
Gloucestershire
GL13 9JR

Tel: 0871 2000 900
Fax: 0871 2000 902
enquiries@cwegroup.co.uk
© Copyright 2004 CWE Services Ltd



Specific (continued)

Live machinery, including lift machinery and escalators

Inspection of electrical systems and subsystems etc, has not been attempted if the Surveyor(s) were unsure as to their state of isolation. All electrical systems which require inspection by the client require confirmation that the electrical system has been isolated by a competent person (for example, an electrical engineer).

Enclosed floor voids, ceiling voids and similar spaces

Unless requested by the client, inspection to areas that may have caused damage to decoration, fixtures, fittings or the structure, have been excluded from the survey. CWE is unable to report on any asbestos that may be present in these areas. No responsibility is accepted for the presence of asbestos in voids (under floor, floor, wall or ceiling) other than those opened up during the investigation.

Areas beneath floor coverings, soft furnishings and decorations

We have not inspected any areas or surfaces that require the removal or relocation of carpets, furniture, blinds, curtains, fixtures or fittings, other than at selected locations where appropriate.

Joints, seals, lagging within equipment, pipework etc that may impact upon the structural integrity of the item

A limited inspection only has been carried out on valves, flanges, ovens, etc. where pipework is concealed by overlying non-asbestos insulation. Inspection of pipework has been restricted primarily to the insulation visible.

Areas of insect and animal infestation, including areas with animal excreta

We have not inspected any areas or surfaces that, prior to investigation, require the removal of animal excreta, carcasses and other such biological hazards.

Type 2 & 3 surveys

Samples have not been taken where the act of sampling would endanger the Surveyor(s) or affect the functional integrity of the item concerned. For example, fuses within electrical boxes, gaskets, fire doors, ropes associated with heating, glazing or power plant, etc.

Whilst every effort has been made to identify the true nature and extent of the asbestos material present in the building to be surveyed, no responsibility has been accepted by CWE for the presence of asbestos in materials other than those sampled at the requisite density.

Bulk samples have been taken from all materials which, upon visual inspection, appeared likely to contain asbestos.



CWE Services Limited
Unit 1
Damery Works
Woodford
Berkeley
Gloucestershire
GL13 9JR

Tel: 0871 2000 900
Fax: 0871 2000 902
enquiries@cwegroup.co.uk
© Copyright 2004 CWE Services Ltd



Section A

Client	Gloucestershire County Council
Site Ref	N/A
Address	Stroud Library, Spiritualist Church Nursery Room, Lansdown, Stroud, Gloucestershire
Report Date	3 November 2005
Report Reference	CWE/KT/GCC/SCN/031105

Risk Assessment

Risk assessment covers two areas:

- **Material Risk Assessment:** Material risk assessment relates directly to the material and its current condition.
- **Priority Risk Assessment:** Priority risk assessment relates to the material (risk assessment) within its environmental surroundings. It takes into account further factors such as occupancy levels and maintenance activity in order to produce a risk figure.

A more detailed explanation of each is available in the following sections.

Material Risk Assessment

The four main parameters which will determine the amount of fibres released from an ACM when subject to a standard disturbance are:

- product type
- extent of damage or deterioration
- surface treatment
- asbestos type

Each parameter is scored as: High = 3, Medium = 2 or Low = 1; two categories also allow a nil score. The value assigned to each of the four parameters is added together to give a total score of between 2 and 12.

Presumed or strongly presumed asbestos containing materials are scored as: Crocidolite (3), unless analysis of similar samples from the building show a different asbestos type, or if there is a reasoned argument that another type of asbestos was almost always used.

An overview of the risk categories can be seen in the following table.

Score	Comments
≥10	High Risk Such items should be regarded as high risk, with a significant potential to release fibres if disturbed
7 - 9	Medium Risk
≤6	Low Risk



CWE Services Limited
Unit 1
Damery Works
Woodford
Berkeley
Gloucestershire
GL13 9JR

Tel: 0871 2000 900
Fax: 0871 2000 902
enquiries@cwegroup.co.uk
© Copyright 2004 CWE Services Ltd



Section A

Client Gloucestershire County Council
 Site Ref N/A
 Address Stroud Library, Spiritualist Church Nursery Room,
 Lansdown, Stroud, Gloucestershire
 Report Date 3 November 2005
 Report Reference CWE/KT/GCC/SCN/031105

Examples of scoring for each parameter are given in the table below.

Material Assessment Algorithm		
Sample Variable	Score	Examples of scores
Product type (or debris)	1	Asbestos reinforced composites (plastics, resins, mastics, roofing felts, vinyl floor tiles, semi - rigid paints or decorative finishes, asbestos cement etc.).
	2	Asbestos insulating board, millboards, other low density insulation boards, asbestos textiles, gaskets, ropes and woven textiles, asbestos paper and felt.
	3	Thermal insulating (e.g. pipe and boiler lagging), sprayed asbestos, loose asbestos, asbestos mattresses and packing
Extent of damage/ deterioration	0	Good condition: no visible damage.
	1	Low damage: a few scratches or surface marks; broken edges on boards, tiles, etc.
	2	Medium damage: significant breakage of materials or several small areas where material has been damaged revealing loose asbestos fibres.
	3	High damage or de-lamination of materials, sprays and thermal insulation. Visible asbestos debris.
Surface treatment	0	Composite materials containing asbestos: Reinforced plastics, resins, vinyl tiles.
	1	Enclosed sprays and lagging, AIB (with exposed face painted or encapsulated), asbestos cement sheets etc
	2	Unsealed AIB, or encapsulated lagging and sprays.
	3	Unsealed lagging and sprays
Asbestos type	1	Chrysotile.
	2	Amphibole asbestos excluding Crocidolite.
	3	Crocidolite.
Total		

'High' Risk Category

Materials in the 'high' category require **urgent** consideration. Factors to be taken into account include future use of the building, company policy and available finance. The following options may be appropriate:-

- Complete removal.
- Encapsulation, sealing or other protection including marking with appropriate warning labels.
- Decontamination works.
- Close monitoring of condition and potential for persons to be exposed to airborne asbestos fibres. (These may involve air sampling adjacent to the material to determine whether airborne asbestos fibres are being produced)



CWE Services Limited
 Unit 1
 Damery Works
 Woodford
 Berkeley
 Gloucestershire
 GL13 9JR

Tel: 0871 2000 900
 Fax: 0871 2000 902
 enquiries@cwegroup.co.uk
 © Copyright 2004 CWE Services Ltd



156

Section A

Client	Gloucestershire County Council
Site Ref	N/A
Address	Stroud Library, Spiritualist Church Nursery Room, Lansdown, Stroud, Gloucestershire
Report Date	3 November 2005
Report Reference	CWE/KT/GCC/SCN/031105

'Medium' Risk Category

The condition of any material in the 'medium' category requires regular monitoring and a programme of management. Encapsulation or removal may well be appropriate in the medium to long term.

'Low' Risk Category

'Low' risk category materials are generally of a cement, resin or plastic based material and are not considered to cause any immediate concern as these are unlikely to present any significant risk under reasonably foreseeable circumstances. Periodic condition monitoring under a management regime is advisable.

Priority Risk Assessment

In addition to that identified by the 'material assessment' score, consideration must also be given to the other users activities in and around the building. This Duty Holders Priority Assessment method and score is detailed in the guidance to The Control of Asbestos at Work Regulations 2002 (HSG227). This score is added to the MDHS100 Material Assessment Score. The higher the Total Risk Score, the greater the risk of exposure to occupants.

The priority risk assessment looks at the likelihood of someone disturbing the ACM. The factors taken into account are listed below:

Factor	Comments
Maintenance activity	Type of maintenance and frequency of maintenance
Occupant activity	Main activity and Secondary activities
Likelihood of disturbance	Location, accessibility and extent/amount
Human exposure potential	Number of occupants, frequency of use of the area and average time area is in use

This survey does not provide a "Priority" risk assessment. The responsibility for such risk assessments being conducted is that of the Duty holder responsible for the property concerned. CWE Services Ltd can assist with the implementation and auditing of risk management systems on the client's behalf. For further assistance and technical advice, please contact a CWE Technical Manager.



CWE Services Limited
Unit 1
Damery Works
Woodford
Berkeley
Gloucestershire
GL13 9JR

Tel: 0871 2000 900
Fax: 0871 2000 902
enquiries@cwegroup.co.uk
© Copyright 2004 CWE Services Ltd



156

Section A

Client	Gloucestershire County Council
Site Ref	N/A
Address	Stroud Library, Spiritualist Church Nursery Room, Lansdown, Stroud, Gloucestershire
Report Date	3 November 2005
Report Reference	CWE/KT/GCC/SCN/031105

Recommendations

The following risk categories provide the three classifications of risk used within this survey. In general: ***The higher the number the higher the risk***

The recommendation given against each recorded material is derived from the material assessment for each recorded instance of asbestos and the initial risk assessment made by the Surveyors during the survey. Details of the scoring system utilised can be found in the previous section.

The recommended actions have been confined to a limited number of key actions. They can be seen in the following table.

Recommendation	Comments
Remove	Removal of asbestos containing materials is recommended on the basis that its condition and location could result in exposure to persons, spread of asbestos, or release to the environment.
Repair / Encapsulate	Repair or complete encapsulation is recommended as an alternative to removal, where reasonably safe and possible to do so.
Environmental Clean	Recommended where contamination from existing or removed asbestos containing materials could result in exposure, spread, or release of asbestos into the environment.
Air Monitoring	Recommendations where the risk of exposure of persons to airborne asbestos fibre may be or may have been possible, and determination of such exposure is warranted.
Restrict Access	Access to be restricted to personnel working under controlled circumstances, with protection where determined.
Prohibit Access	Prohibit access to all personnel pending remedial action.
Re-inspect Periodically (Manage)	Re-inspection of ACMs every 6 months to a year.



CWE Services Limited
Unit 1
Damery Works
Woodford
Berkeley
Gloucestershire
GL13 9JR

Tel: 0871 2000 900
Fax: 0871 2000 902
enquiries@cwegroup.co.uk
© Copyright 2004 CWE Services Ltd



156

Section A

Client	Gloucestershire County Council
Site Ref	N/A
Address	Stroud Library, Spiritualist Church Nursery Room, Lansdown, Stroud, Gloucestershire
Report Date	3 November 2005
Report Reference	CWE/KT/GCC/SCN/031105

Where the recommended action for a material is to encapsulate or label and manage in situ, the client should be aware that these materials **must** be removed prior to any works or activity likely to cause disturbance to the material. A risk assessment should be made as part of the management regime in advance of any planned works, maintenance or similar.

Any activity involving the removal, encapsulation or disposal of licensable asbestos containing materials must be done in accordance with the provisions of The Control of Asbestos at Work Regulations 2002.

Records of any non-asbestos materials identified during this survey can be found in the Asbestos Register in section C of this report.

The client should be aware that the findings of this report do not constitute either a full risk assessment or a management plan.

Where any doubt may exist regarding management measures to be implemented, then either the most cautious route should be adopted, or more detailed risk assessment undertaken. CWE Services Ltd can assist with the implementation and monitoring of management systems on the client's behalf. For further assistance and technical advice, please contact a CWE Technical Manager.



CWE Services Limited
Unit 1
Damery Works
Woodford
Berkeley
Gloucestershire
GL13 9JR

Tel: 0871 2000 900
Fax: 0871 2000 902
enquiries@cwegroup.co.uk
© Copyright 2004 CWE Services Ltd



Section A

Client	Gloucestershire County Council
Site Ref	N/A
Address	Stroud Library, Spiritualist Church Nursery Room, Lansdown, Stroud, Gloucestershire
Report Date	3 November 2005
Report Reference	CWE/KT/GCC/SCN/031105

Duty To Manage Asbestos

Regulation 4 of the CAWR 2002 prescribes duties that must be complied with when managing the risk from asbestos in non-domestic premises. Under Regulation 4(3) duty holders must ensure that a suitable and sufficient assessment is made to determine whether asbestos is present or liable to be present in a premise. During such an assessment, Regulation 4(5) states that account should be taken of any plans, the age, and other relevant information about the building.

Regulation 4(4) requires reasonable steps to be taken when making the assessment, and the condition of any asbestos present or assumed to be considered.

Regulation 4(10) CAWR 2002 states that measures must be taken to:

- a. Review and revise the management plan.
- b. Implement the measures specified in the plan.
- c. Record such implementation.

The client or duty holder is wholly responsible for implementing measures or management of asbestos identified or presumed within the premises, and reviewing the plan as under Regulation 4(10) of CAWR 2002.

We would recommend that a full risk assessment, including priority assessment, is carried out to the requirements of HSG 227 – A Comprehensive Guide to Managing Asbestos in Premises – as issued by the Health and Safety Executive. On completion of a risk assessment, a plan to manage asbestos can then be prepared.

Monitoring the condition of identified asbestos, containing materials is recommended at least every six months to a year, or at shorter intervals as advised, to enable compliance with regulation 4.(9) of CAWR 2002.

CWE Services Ltd can assist with the preparation and implementation of such a plan to enable full compliance with the regulations. For further assistance and technical advice please contact a CWE Technical Manager.



CWE Services Limited
Unit 1
Damery Works
Woodford
Berkeley
Gloucestershire
GL13 9JR

Tel: 0871 2000 900
Fax: 0871 2000 902
enquiries@cwegroup.co.uk
© Copyright 2004 CWE Services Ltd



Section B

Client	Gloucestershire County Council
Site Ref	N/A
Address	Stroud Library, Spiritualist Church Nursery Room, Lansdown, Stroud, Gloucestershire
Report Date	3 November 2005
Report Reference	CWE/KT/GCC/SCN/031105

Survey Summary

The aim of this section is to provide a quick overview of all identified ACMs, presumed or strongly presumed. The full details for each item within this summary can be found in the Asbestos Register in Section C.

Prior to the completion of a Priority Risk Assessment, the Material Risk Assessment shown in the table below provides guidance on prioritising those materials which may require remedial action. As outlined in the Risk Assessment section the following risk assessment categories have been used.

Items greater or equal to **10** should be regarded as **High Risk**, with a significant potential to release fibres if disturbed. Items between **7** and **9** should be regarded as **Medium Risk**. Items below and equal to **6** should be regarded as **Low Risk**.

The following table contains a summary of each of the positively identified ACMs. They have been identified by a combination of bulk sampling, identification of visually identical materials, and by presumption or strong presumption.

Survey Summary Table

ACMs detected as part of this survey

Item	Level	Location	Material Description	Quantity	Material Risk
No asbestos was detected within the scope of this survey					

Areas of no access

Areas where no access has been gained are as follows

Level	Location	Reason for no access
All areas within the scope of this survey were accessed		



CWE Services Limited
Unit 1
Damery Works
Woodford
Berkeley
Gloucestershire
GL13 9JR

Tel: 0871 2000 900
Fax: 0871 2000 902
enquiries@cwegroup.co.uk
© Copyright 2004 CWE Services Ltd



Section C

Client	Gloucestershire County Council
Site Ref	N/A
Address	Stroud Library, Spiritualist Church Nursery Room, Lansdown, Stroud, Gloucestershire
Report Date	3 November 2005
Report Reference	CWE/KT/GCC/SCN/031105

Asbestos Register




CWE Services Limited
Unit 1
Damery Works
Woodford
Berkeley
Gloucestershire
GL13 9JR


Tel: 0871 2000 900
Fax: 0871 2000 902
enquiries@cwegroup.co.uk
© Copyright 2004 CWE Services Ltd



Section C

Client Gloucestershire County Council
 Site Ref N/A
 Address Stroud Library, Spiritualist Church Nursery Room, Lansdown, Stroud, Gloucestershire
 Report Date 3 November 2005
 Report Reference CWE/KT/GCC/SCN/031105

Item	Level	Location / Room number	Survey Type	Sample Reference	Quantity			
1	First	Hall Ceiling Area	2	SCN/01	-			
			Material Description		Material Risk			
			Decorative coating to ceiling panel		Product Type	Extent of Damage	Surface Treatment	Asbestos Type
			Additional Information		-	-	-	-
					Score - Material Risk			
					-		-	
			Recommendations		Accessibility			
			No asbestos detected in sample No further action is required		-			
					Review Date			
					-			
Ceiling	Ceiling Soffit	Wall	Flooring	Other				
Suspended / MMMF tiles	Lath & Plaster / Plasterboard	Rendered / Block work	Carpet	-				

Item	Level	Location / Room number	Survey Type	Sample Reference	Quantity			
2	First	Hall Ceiling Area	2	SCN/02	-			
			Material Description		Material Risk			
			Debris to ceiling panels		Product Type	Extent of Damage	Surface Treatment	Asbestos Type
			Additional Information		-	-	-	-
					Score - Material Risk			
					-		-	
			Recommendations		Accessibility			
No asbestos detected in sample No further action is required		-						
		Review Date						
		-						
Ceiling	Ceiling Soffit	Wall	Flooring	Other				
Suspended / MMMF tiles	Lath & Plaster / Plasterboard	Rendered / Block work	Carpet	-				



CWE Services Limited
 Unit 1
 Damery Works
 Woodford
 Berkeley
 Gloucestershire
 GL13 9JR


Tel: 0871 2000 900
 Fax: 0871 2000 902
 enquiries@cwegroup.co.uk

© Copyright 2004 CWE Services Ltd



Section C

Client Gloucestershire County Council
 Site Ref N/A
 Address Stroud Library, Spiritualist Church Nursery Room,
 Lansdown, Stroud, Gloucestershire
 Report Date 3 November 2005
 Report Reference CWE/KT/GCC/SCN/031105

Item	Level	Location / Room number	Survey Type	Sample Reference	Quantity			
3	First	Hall Ceiling Area	2	SCN/03	-			
			Material Description		Material Risk			
			Material to ceiling soffit		Product Type	Extent of Damage	Surface Treatment	Asbestos Type
			Additional Information		-	-	-	-
			-		Score - Material Risk			
					-	-		
			Recommendations		Accessibility			
No asbestos detected in sample No further action is required		-						
		Review Date						
		-						
Ceiling	Ceiling Soffit	Wall	Flooring	Other				
Suspended / MMMF tiles	Lath & Plaster / Plasterboard	Rendered / Block work	Carpet	-				



CWE Services Limited
 Unit 1
 Damery Works
 Woodford
 Berkeley
 Gloucestershire
 GL13 9JR

Tel: 0871 2000 900
 Fax: 0871 2000 902
 enquiries@cwegroup.co.uk

© Copyright 2004 CWE Services Ltd



156

Section D

Client	Gloucestershire County Council
Site Ref	N/A
Address	Stroud Library, Spiritualist Church Nursery Room, Lansdown, Stroud, Gloucestershire
Report Date	3 November 2005
Report Reference	CWE/KT/GCC/SCN/031105

Site Plans



CWE Services Limited
Unit 1
Damery Works
Woodford
Berkeley
Gloucestershire
GL13 9JR

Tel: 0871 2000 900
Fax: 0871 2000 902
enquiries@cwegroup.co.uk
© Copyright 2004 CWE Services Ltd



Section E

Client	Gloucestershire County Council
Site Ref	N/A
Address	Stroud Library, Spiritualist Church Nursery Room, Lansdown, Stroud, Gloucestershire
Report Date	3 November 2005
Report Reference	CWE/KT/GCC/SCN/031105

Certificate of Analysis & Air Monitoring Certificates



CWE Services Limited
Unit 1
Damery Works
Woodford
Berkeley
Gloucestershire
GL13 9JR

Tel: 0871 2000 900
Fax: 0871 2000 902
enquiries@cwegroup.co.uk
© Copyright 2004 CWE Services Ltd



Client	Gloucestershire County Council
Site Ref	N/A
Address	Stroud Library, Spiritualist Church Nursery Room, Lansdown, Stroud, Gloucestershire
Report Date	3 November 2005
Report Reference	CWE/KT/GCC/SCN/031105



Page 22 of 23

Appendix A

Client	Gloucestershire County Council
Site Ref	N/A
Address	Stroud Library, Spiritualist Church Nursery Room, Lansdown, Stroud, Gloucestershire
Report Date	3 November 2005
Report Reference	CWE/KT/GCC/SCN/031105

United Kingdom Accreditation Service

ACCREDITATION CERTIFICATE



INSPECTION BODY
No. 156

CWE Services Ltd
Jubilee House
Jubilee Lane
Cromhall
Nr Bristol
GL12 8AU

is accredited to undertake inspections as a type C body as detailed in the schedule bearing the above accreditation number.
From time to time this schedule may be revised and reissued by the United Kingdom Accreditation Service.

This Accreditation shall remain in force until the expiry date printed below, subject to continuing compliance with United Kingdom Accreditation Service requirements. Accredited inspection bodies meet the requirements of EN 45004, and the relevant requirements of the BS EN ISO 9000 series of standards.

Initial Accreditation 31 October 2001

J Beaumont

Development Director, United Kingdom Accreditation Service

This certificate issued on 20 December 2002

Expiry date 31 October 2005

The Department of Trade and Industry (DTI) has entered into a memorandum of understanding with the United Kingdom Accreditation Service (UKAS) through which UKAS is recognised as the national body responsible for assessing and accrediting the competence of organisations in the fields of measurement, testing, inspection and certification of systems, products and personnel.



CWE Services Limited
Unit 1
Damery Works
Woodford
Berkeley
Gloucestershire
GL13 9JR

Tel: 0871 2000 900
Fax: 0871 2000 902
enquiries@cwegroup.co.uk

© Copyright 2004 CWE Services Ltd



156